

Need More Signs!



Prototype photo

at least 14 signs visible in the foreground





Zeis Gorge

SOUTHERN



Be Alert
For

BEARS

Big John's
DRIVE-IN







Methods

- Find similar (or exact) sign on Internet
- Modify if needed, ideally using layers to only replace lettering
- Draw if you must
- Don't forget the back (print and attach, or paint)
- Put multiple signs (and copies of same signs) on single sheet
- Print on regular printer paper, photo paper, or cardstock
- Spray with clear varnish to seal and water-repel
- Use NEW x-acto blade to cut out signs
- Darken white edges using sharpie marker or paint pen
- Attach to thicker stock or buildings using glue stick (really)
- Stiff wire and CA for road signs
- Be willing to reprint/replace if not satisfactory

Software tools

- I use GIMP.org, free software
- Others work, but they really must support layers
- Use eyedropper tool to copy exact colors from image
- I use actual inches for dimensions
- Draw zoomed-in, regardless of eventual sign size

Tips

- Use signs to set the era and explain the industry
- All my business names have significance (e.g. Pete's)
- Use proper fonts and colors (National Park Service, USDOT, etc)
- Learn to use “Layers”, you'll never regret it.
- Remember you have to cut out the shape, so keep edges simple
- If 2 signs on same pole, overlap them



- Door 1
- Door 2
- Door 3
- Door 4
- Door 5
- Door 6



Warehouse 1
Warehouse 2

BRK TRUCK SCALE

ALL TRUCKS MUST STOP FOR INSPECTION AT THIS PROPERTY

SEAT BELTS AND EYE MUST BE WORKING AT THIS PROPERTY

Stachniak Junction



Welcome to Zeis Gorge





1105 Kaolin Loop Rd



1105 Kaolin Loop Rd



Multiple Sizes



Same design, multiple signs
Don't forget the back



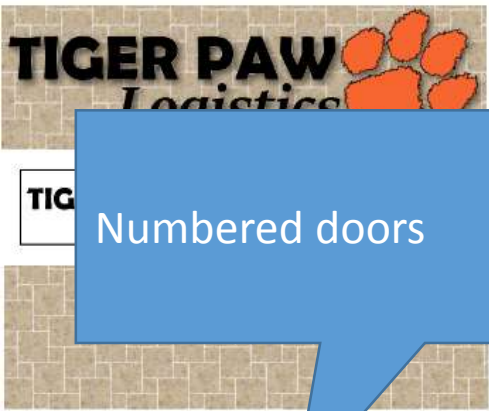
Fancy sign, simple replacement of name

Printed walls allow for lots of printed signs

Door 4
Door 5
Door 6

Door 4
Door 5
Door 6





Numbered doors

Connect small signs for easier installation

Weathering is easier than you think

Names can be meaningful

- Door 1
- Door 2
- Door 3
- Door 4
- Door 5
- Door 6

- Door 1
- Door 2
- Door 3
- Door 4
- Door 5



Door 4

Door 5

Door 5

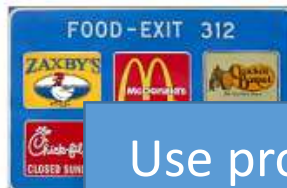
Door 6



Warehouse 2

BRK TRUCK SCALE

FILLER DELAM CALCINED No 1 No 2



Stachniak Junction

Use proper fonts and colors

Addresses set the stage



SEAT BELT MUST BE WORN



Keep cut outline simple



Logos are easily copied



WRONG WAY ROAD CLOSED NO LEFT TURNS NO RIGHT TURNS



Warehouse 1
Warehouse 2
FILLER DELAM CALCINED No 1 No 2

BRK TRUCK SCALE

ALL TRUCKS MONITOR CHANNEL 15 WHILE ON KRB PROPERTY



Crawford's Campground
Welcome!

ATTENTION REGISTERED CAMPERS AND GUESTS ONLY BEYOND THIS POINT

Be Alert For BEARS

BRK KAOLIN PRODUCTS
1106 Kaolin Loop Dr.

SEAT BELTS AND PPE MUST BE WORN ON KRB PROPERTY

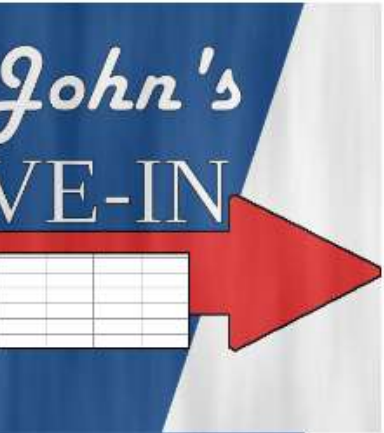
BRK KAOLIN PRODUCTS

George



BRK KAOLIN PRODUCTS
1106 Kaolin Loop Dr.

Variations based on placement



Variations in weathering

BRK KAOLIN PRODUCTS

BLUE FLAME PROPANE

BLUE FLAME PROPANE

BLUE FLAME PROPANE

BLUE FLAME PROPANE

John's Drive-In











STEVE'S
Signs
COMMERCIAL

26
EXIT
26
MILE
→

STAY OFF
THE TRACKS
IF YOU CAN HEAR
A TRAIN YOU'RE NOT ALONE

RETURN
↑

EXIT
↑

WE
EAT HERE
GET HERE
EAT HERE
GET HERE

Subway

IHOP

Coca-Cola
freshline

ATV